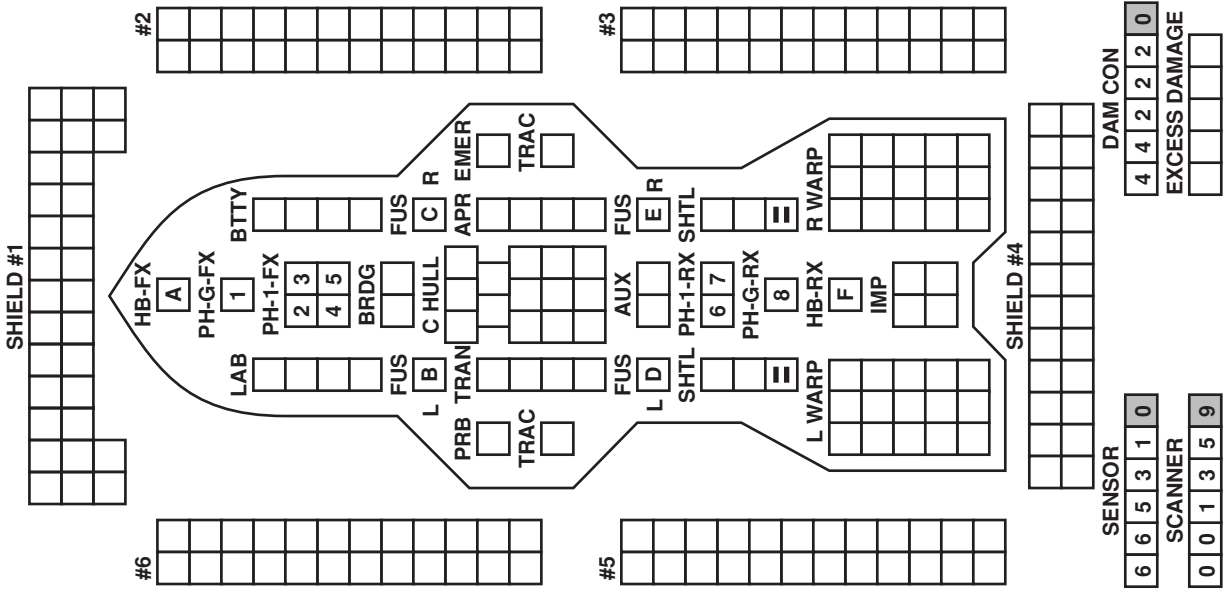


# HELIX HEAVY CRUISER



**SHIP DATA TABLE**

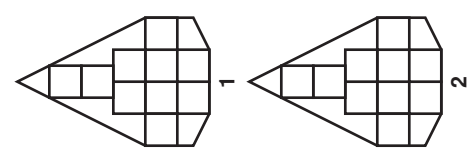
TYPE = CA  
 POINT VALUE = 140  
 BREAKDOWN = 5-6  
 SHIELD COST = 1+1  
 LIFE SUPPORT = 1  
 SIZE CLASS = 3  
 REFERENCE = RH51.3

MOVE COST = 1  
 HET COST = 5  
 EM COST = 6

SERVICE YEAR = 170  
 DOCKING = 10  
 EXPLOSION = 19  
 COMMAND = 8

**TURN MODE SPEED**

1	2-4
2	5-9
3	10-14
4	15-20
5	21-27
6	28+



**ADMINISTRATIVE SHUTTLES**

IDENT	DAMAGE POINTS	NOTES
	A A	
	A A	
	A A	
	A A	
	A A	


TWO SHUTTLE BAYS — NO TRANSFERS

TRANSPORTER BOMBS

D	D	D	D
---	---	---	---

PROBES

5
---



FX = L+LF+RF+R  
 RX = L+LR+RR+R

**CREW UNITS**

★	10
	20
	30
B B B B	

**BOARDING PARTIES**

	10
--	----

**PHASER-1 COMBAT TABLE**

DIE ROLL	RANGE	6-8	9-15	16-25	26-50	51-75
1	0	1	2	3	4	5
2	1	9	8	7	6	5
3	2	8	7	6	5	4
4	3	7	5	4	4	4
5	4	6	4	4	4	3
6	5	4	4	4	3	3

**PHASER-3 COMBAT TABLE**

DIE ROLL	RANGE	4-8	9-15
1	0	1	2
2	1	4	4
3	2	4	4
4	3	4	4
5	4	4	3
6	5	3	3

**FUSION BEAM COMBAT TABLE**

DIE ROLL	RANGE	3-10	11-15	16-24
1	0	1	2	3
2	1	13	8	6
3	2	11	8	5
4	3	10	7	4
5	4	9	6	3
6	5	8	5	3

**HELLBORE COMBAT TABLE**

RANGE	0-1	2	3-4	5-8	9-15	16-22	23-40
HIT NUMBER	11	10	9	8	7	6	5
BASIC DAMAGE	20	17	15	13	10	8	4
O/L DAMAGE	30	25	22	19	0	0	0

**FUSION OVERLOADS**

DIE ROLL	RANGE	3-8
1	0	1
2	1	19
3	2	16
4	3	15
5	4	13
6	5	12

SENSOR

6	6	5	3	1	0
---	---	---	---	---	---

SCANNER

0	0	1	3	5	9
---	---	---	---	---	---

DAM CON

4	4	2	2	2	0
---	---	---	---	---	---

EXCESS DAMAGE

--	--	--	--	--	--